

DESCRIPTION

AMC MODEL SWN-218-2DR-IND-SP OPTION: 24, HPR14W IS AN INDEPENDENTLY CONTROLLED, HIGH POWER REFLECTIVE SINGLE POLE TWO THROW SWITCH DESIGNED TO OPERATE BETWEEN THE 2 TO 4 GHz FREQUENCY RANGE.

SPECIFICATIONS

- FREQUENCY RANGE: 2 TO 4 GHz
- INSERTION LOSS: 1.5 dB MAXIMUM
- ISOLATION: 45 dB MINIMUM
- VSWR: 2.0:1
- RISE TIME: 10 nSec MAXIMUM
- FALL TIME: 10 nSec MAXIMUM
- DELAY ON: 35 nSec MAXIMUM
- DELAY OFF: 35 nSec MAXIMUM
- PORT TO PORT SWITCHING: 50 nSec MAXIMUM
- PULSE WIDTH: 1 uSec MAXIMUM
- MAXIMUM PRF: 5 MHz
- CONTROL: TTL LOW (0.2VDC NOMINAL) = INSERTION LOSS
TTL HIGH (3.5VDC NOMINAL) = ISOLATION
- POWER SUPPLY: +5V @ 100 mA MAXIMUM
-15V @ 75 mA MAXIMUM
- PEAK POWER (OPERATING): 14 WATTS MAXIMUM
- AVERAGE POWER (OPERATING): 2.8 WATTS MAXIMUM
- CONNECTORS:
RF: SMA FEMALE
CONTROL: SOLDER PIN
- SIZE: 1.20" (L) x 1.00" (W) x 0.50" (H)
- WEIGHT: 1.5 OUNCE TYPICAL

OPTIONS:

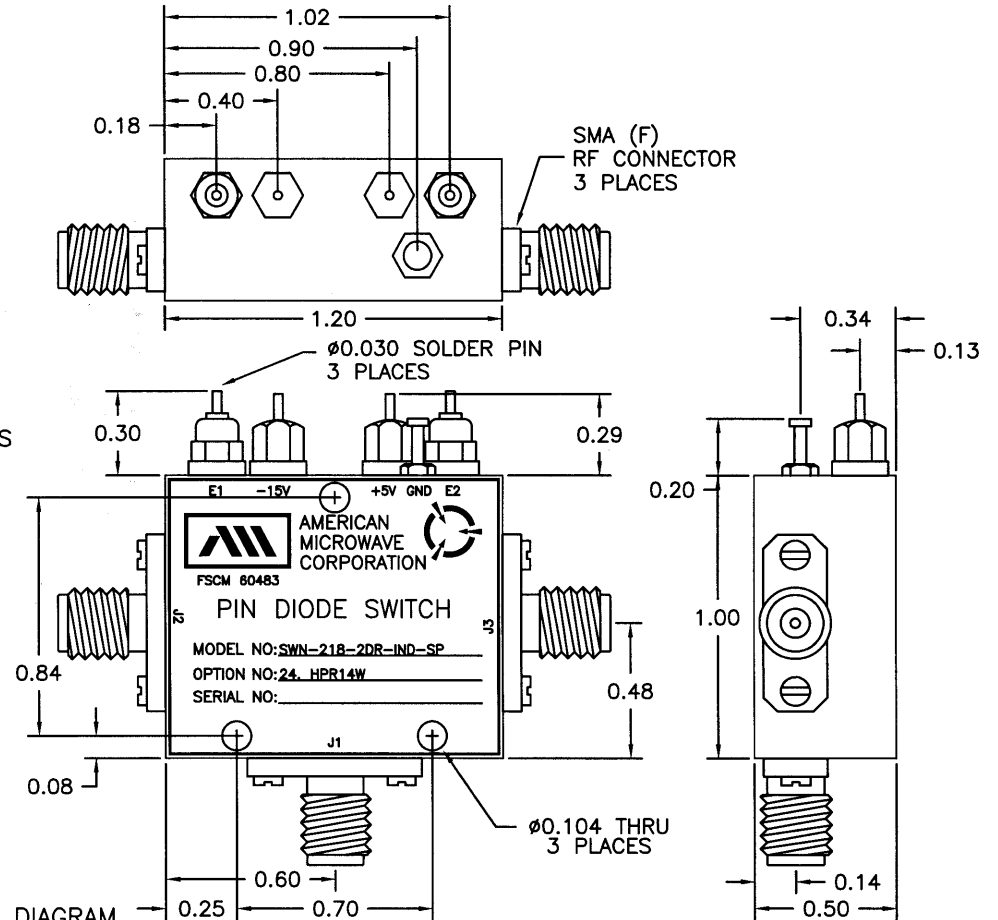
- 24: 2 TO 4 GHz FREQUENCY RANGE
- HPR14W: HIGH POWER 14 WATTS HANDLING

ENVIRONMENTAL RATINGS:

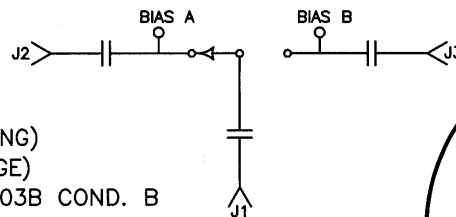
- TEMPERATURE: -55°C TO +85°C (OPERATING)
-65°C TO +125°C (STORAGE)
- HUMIDITY: MIL-STD-202F, METHOD 103B COND. B
- SHOCK: MIL-STD-202F, METHOD 213B COND. B
- VIBRATION: MIL-STD-202F, METHOD 204D COND. B
- ALTITUDE: MIL-STD-202F, METHOD 105C COND. B
- TEMPERATURE CYCLE: MIL-STD-202F, METHOD 107D COND. A

NOTE: SPECIFICATIONS WILL VARY OVER OPERATING TEMPERATURE
NOTE: THE ABOVE SPECIFICATIONS ARE SUBJECT TO CHANGE OR REVISION

REVISIONS				
ZONE	REV.	DESCRIPTION	DATE	APPROVED
	-	ORIGINAL RELEASE JOB# 412311-1	2/22/05	



BLOCK DIAGRAM



ALL DIMENSIONS ARE IN INCHES
TOLERANCES:
X.XX ±0.020
X.XXX ±0.010

AMERICAN MICROWAVE CORPORATION

7311-G GROVE ROAD
FREDERICK, MARYLAND 21704 USA
TEL: 301-662-4700 FAX: 301-662-4938
WEBSITE: www.americanmicrowavecorp.com
E-MAIL: sales@americanmicrowavecorp.com
ISO 9001:2000 CERTIFIED



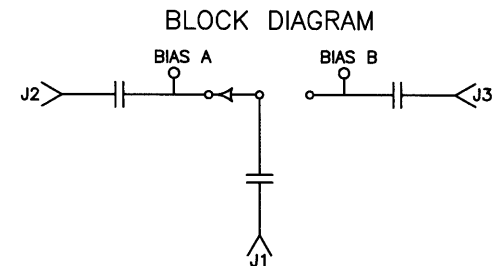
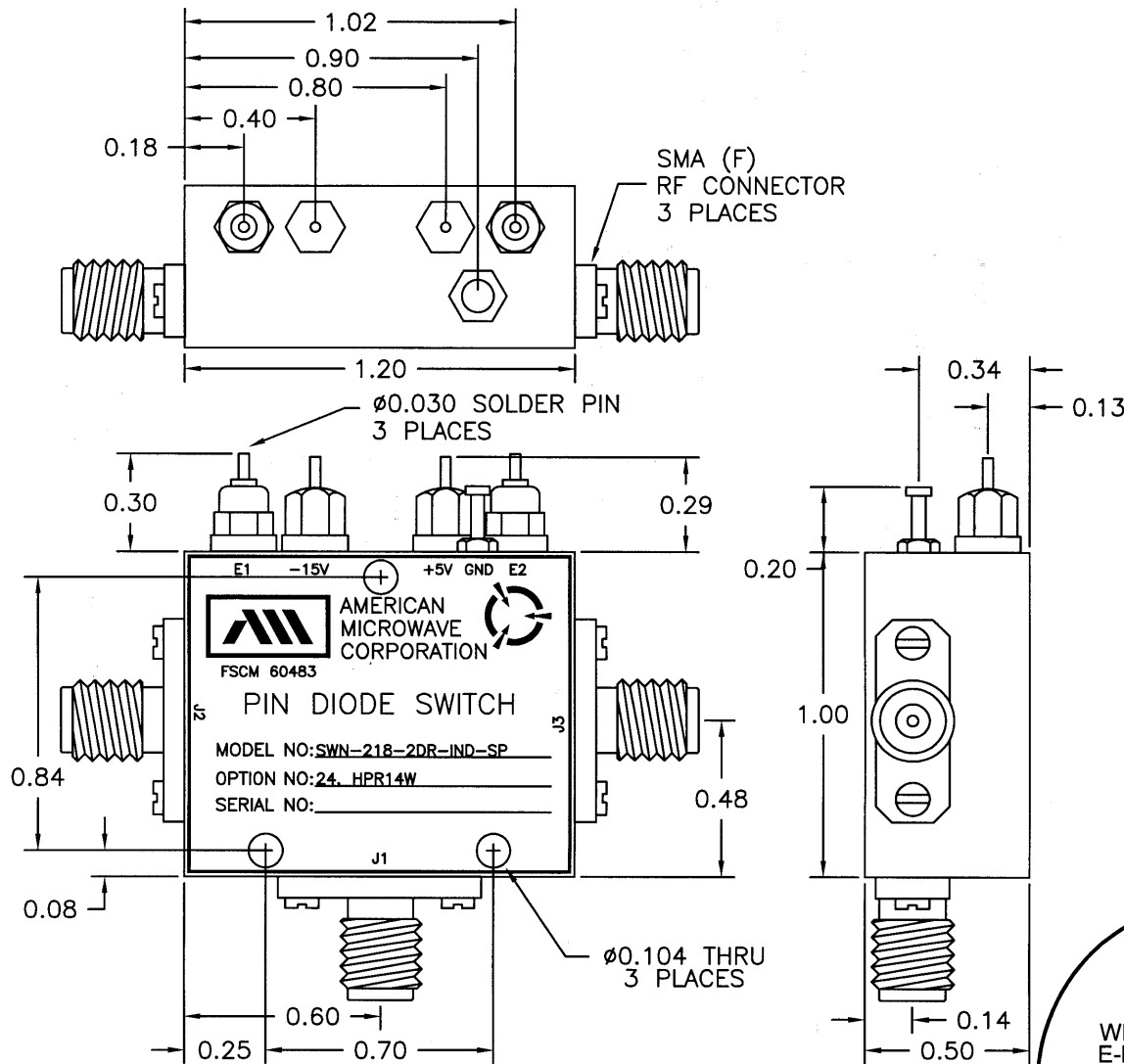
APPROVALS		DATE	TITLE		REV.
DRAWN <i>JDJ</i>		2/22/05	PRODUCT FEATURE SWN-218-2DR-IND-SP OPTION: 24, HPR14W 2 - 4 GHz, SINGLE POLE TWO THROW SWITCH		-
CHECKED			SIZE A	FSCM NO. 60483	DWG NO. 100-7355
ISSUED			SCALE N:S	SHEET 1 OF 3	

DESCRIPTION

AMC MODEL SWN-218-2DR-IND-SP OPTION: 24, HPR14W IS AN INDEPENDENTLY CONTROLLED, HIGH POWER REFLECTIVE SINGLE POLE TWO THROW SWITCH DESIGNED TO OPERATE BETWEEN THE 2 TO 4 GHz FREQUENCY RANGE.

ZONE		REV.	DESCRIPTION	DATE	APPROVED
		-	ORIGINAL RELEASE JOB# 412311-1	2/22/05	

MECHANICAL OUTLINE



ALL DIMENSIONS ARE IN INCHES
TOLERANCES:
X.XX ±0.020
X.XXX ±0.010

AMERICAN MICROWAVE CORPORATION

7311-G GROVE ROAD
FREDERICK, MARYLAND 21704 USA
TEL: 301-662-4700 FAX: 301-662-4938
WEBSITE: www.americanmicrowavecorp.com
E-MAIL: sales@americanmicrowavecorp.com
ISO 9001:2000 CERTIFIED



APPROVALS		DATE	TITLE		
DRAWN		2/22/05	MECHANICAL OUTLINE		
CHECKED			SWN-218-2DR-IND-SP		
ISSUED			OPTION: 24, HPR14W		
			2 - 4 GHz, SINGLE POLE TWO THROW SWITCH		
SIZE	FSCM NO.	DWG NO.	REV.		
A	60483	100-7355	-		
SCALE N:S		SHEET		2 OF 3	